



Worthouse.[®]

Smart Metal Roofing

A photograph of a two-story brick house with a dark metal roof. The house features a prominent arched window on the second floor and a blue door on the ground floor. A dark blue fence is visible in the foreground. The text 'ROOFING GUTTERS FENCES' is overlaid in large white letters, with horizontal lines above and below the text.

**ROOFING
GUTTERS
FENCES**




26 GAUGE, G90

Supre and Ulta are made from ArcelorMittal steel
– the largest steel producer in the world



ArcelorMittal



MODULAR METAL ROOFING TILE



Steel is durable

Steel roofing products have nearly twice the lifespan of conventional roofing products



Steel is eco-friendly

Steel can be recycled endlessly, which makes it one of the most environmentally friendly materials



Steel protects

Our steel roofing products have achieved the highest hurricane wind protection, hail impact and fire safety ratings in the US



Extreme weather and impact protection

Against hailstorm, rain, snow, heat and wind

Our products have achieved Class 4 ratings according to the UL 2218 Roof Impact Classifications



Fire protection

We got an "A" in fire protection according to the UL 790 (ASTM E 108) Fire Protection Ratings



High wind protection

We achieved the Class 90 certification for the UL 580 Wind Uplift Resistance test. We have tested our products at wind speeds over 200 mph



The quality of our roofs has been recognized and certified by the Underwriters Laboratories. UL is the largest independent testing laboratory in the world. It is dedicated to promoting safe living and working environments.



SUPRE, ULTA PROTECTS MY HOME





PROTECTIVE SHIELD



Covered with the Noble Matt coating, it effectively protects against long-term wear and provides maximum corrosion resistance in any conceivable application.

Stable and constant


The Noble Matt coating not only protects against discoloration, but also functions as an all weather shield.

It says no to re-roofing

Forget about re-roofing. Supre and Ultra will serve you reliably for generations. The steel and protective shield form a really powerful duo of protection.


G90
0.90
oz/ft²

ZINC
275
minimum g/m²





**SUPRE & ULTA
ARE EASY
TO INSTALL**



Weight of one pallet:
2920 lb

Quantity per pallet:
350 pcs

Effective surface area of one pallet:
3032 sq. ft

Weight of one pallet:
2650 lb

Quantity per pallet:
319 pcs

Effective surface area of one pallet:
2739 sq. ft



Simple transport

One pallet contains over 3000 sq. ft (Supre), 2700 sq. ft (Ultra) of material – enough to cover an average size roof



Easy to install

Pre-drilled holes and modular assembly speed up installation and reduce mistakes




Cost effective installation

Our products average less than 5% waste during installation compared to industry norms greater than 10%

Take to the sky with Raven Black

Ravens are very intelligent birds, which played an integral role in the mythology of the indigenous peoples of the Pacific Northwest, as well as art and literature. For many cultures the bird was a religious symbol. Some even believed that it was God. Raven Black. The color of freedom



Dare to conquer with Sierra Brown

The Sierra Nevada is a mountain range in the Western United States. Its highest peak – Mount Whitney – reaches an elevation of 14,505 feet. The foothills of this mountain range are home to the California Gold Rush of the 19th century. Sierra Brown. The color of a true conqueror

Raven
Black

W
TA
PR

IN EVERY


Sierra
Brown

Worth

Dive deep into the Pacific Gray

The Pacific is the largest and deepest ocean on Earth. It covers almost 1/3 of the earth's surface. Its depth reaches more than 35 thousand feet.

Pacific Gray. The color of mystic nature



Pacific
Gray



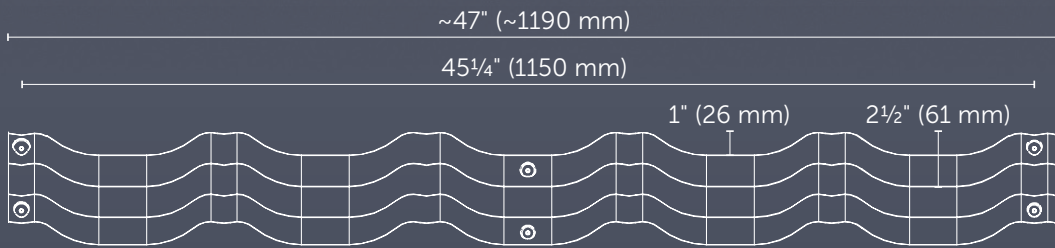
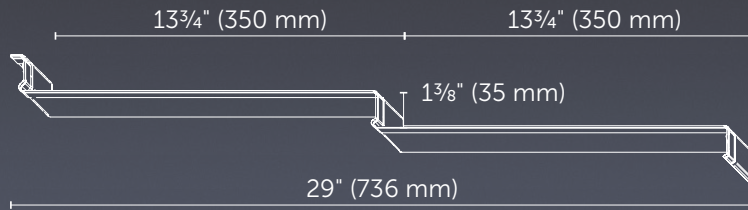
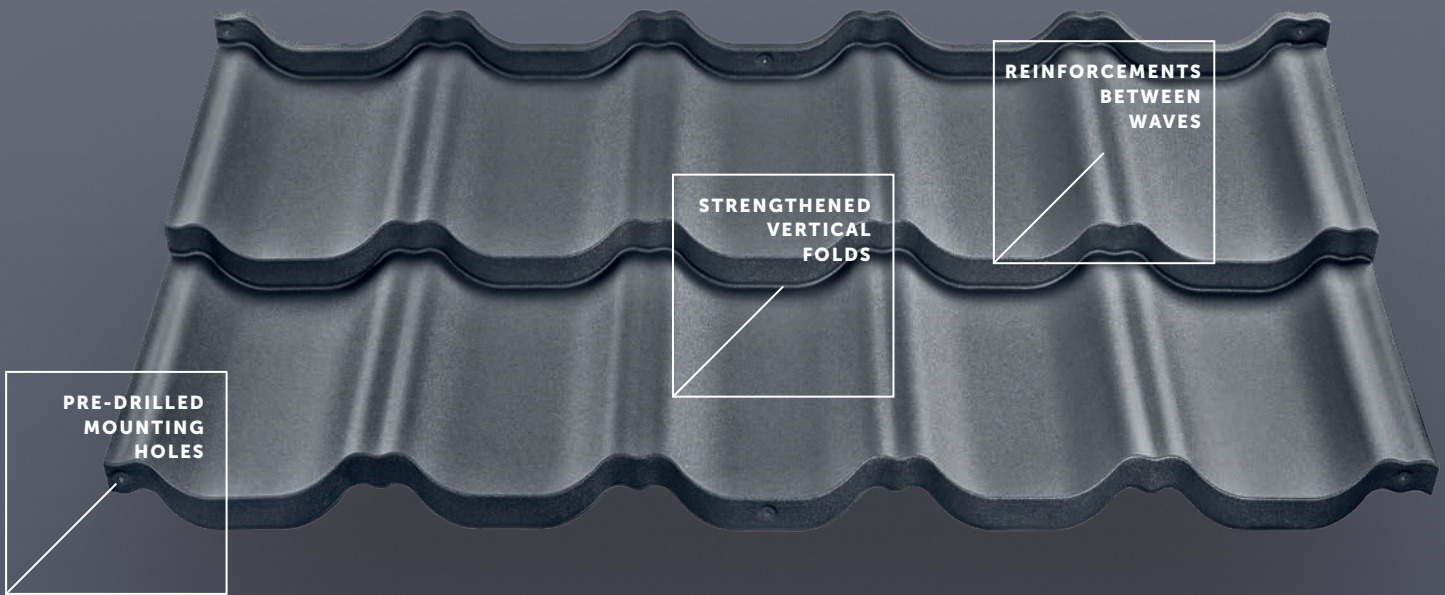
Canyon
Red

**VE
KE
IDE
Y COLOR**

house.[®]

Experience Canyon Red – one of nature's true wonders

The Grand Canyon is the largest river gorge in the world, located in Arizona. It is 277 miles long, about 6,000 feet deep and the home of whitewater rafting. Canyon Red. The color of adventure



Supre



Effective width

3.77 ft

1150 mm

Total width

3.9 ft

1190 mm

Weight per piece

8.16 lb

3.7 kg

Effective surface area of one sheet

8.66 sq. ft

0.805 sq. m

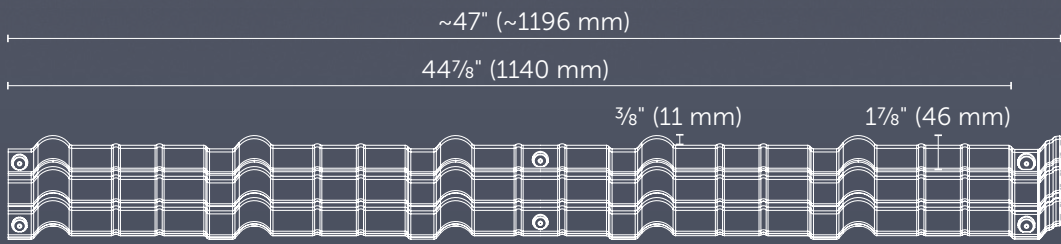
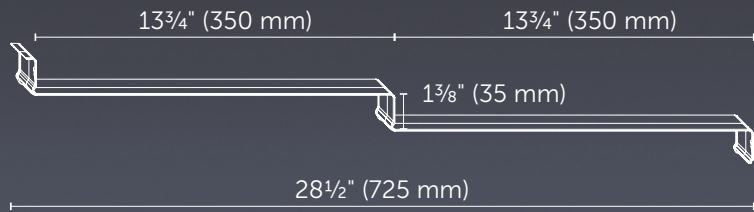
Quantity per pack

350 pcs

Effective surface area of one pack

3032 sq. ft

281.75 sq. m



Ultra



Effective width

3.74 ft

1140 mm

Total width

3.92 ft

1196 mm

Weight per piece

8.16 lb

3.7 kg

Effective surface area of one sheet

8.59 sq. ft

0.798 sq. m


Quantity per pack

319 pcs

Effective surface area of one pack

2739 sq. ft

254.56 sq. m



SYSTEM

5³/₄" / 3¹/₂"

COLORS

 **Brown** ~RAL 8028/8017
GreenCoat RWS 434

 **Graphite** ~RAL 7011
GreenCoat RWS 087

 **Black** ~RAL 9005
GreenCoat RWS 015

 **White** ~RAL 9002
GreenCoat RWS 001

 **Brick-red** ~RAL 8004
GreenCoat RWS 742

30
YEAR
WARRANTY

GREENCOAT® **RWS**
COLORFUL STEEL

SSAB

The colors shown are illustrative and may vary from the actual ones.

**RAIN-THIRSTY
FLAMINGO**



GUTTER SYSTEM ELEMENTS

1. Gutter
2. Joint connector
3. Fascia hanger
4. Inside corner
5. Outside corner
6. End cap
7. Drop outlet
8. Elbow
9. Downspout
10. Downspout heavy duty mount
11. Downspout strap anchor
12. Downspout wall bracket
13. Downspout connector
14. Outflow elbow
15. Rain catcher
16. Tee connector
17. Rain trap



Patent for invention
217565

Patent pending
Rp14731, Rp17669, Rp18757
RWU66816, RWU68626



Excellent tightness

Flamingo elements are moulded in specially designed, patented moulds. Forget about the leaks when assembled



Only the best materials

Flamingo was manufactured from GreenCoat RWS (Rain Water System) steel produced by SSAB – a Swedish global steel company. GreenCoat RWS was developed specifically to create high quality gutter systems

It has a double sided coating and is exceptionally durable. Coatings used in GreenCoat RWS products include polymer grains, which improve the surface scratch resistance



Evenness for years

Flamingo has a 30-year warranty for the C1-C4 environmental class (industrial and coastal areas with a high aggressiveness of the corrosive environment)



Safe transport and storage

Flamingo elements are factory-protected with foil. We transport it in specially designed packaging and care about the highest standard of storage

GUTTER



JOINT CONNECTOR




DROP OUTLET



INSIDE CORNER

90°



OUTSIDE CORNER

90°



FASCIA HANGER



END CAP



DOWNSPOUT




**DOWNSPOUT
HEAVY DUTY
MOUNT**

DOWNSPOUT CONNECTOR



ELBOW



60°

TEE CONNECTOR

RAIN CATCHER

OUTFLOW ELBOW



60°





High resistance to environmental conditions

GreenCoat RWS products are a lightweight construction material with a beautiful shine. They are very resistant to corrosion, UV rays and scratches



Complete steel roof

Flamingo is ideally suited with Worthouse Modular Roofing Tiles



Easy and fast assembly

Flamingo components are made with care for the smallest detail and fit together perfectly, making the assembly fast and easy



Extra strong gutter hangers

Flamingo hanger can easily carry weight of 165 lbs



The system is made of the best quality steel covered with zinc 0.90 oz/ft²



Proven system

It is the best system for metal roofing. Recommended by roofers. Flamingo has been a success for many years



Gold Medal MTP BUDMA 2010
for the Flamingo Steel Gutter System

DIMENSIONS

Covering width

12"

306 mm

Panel height

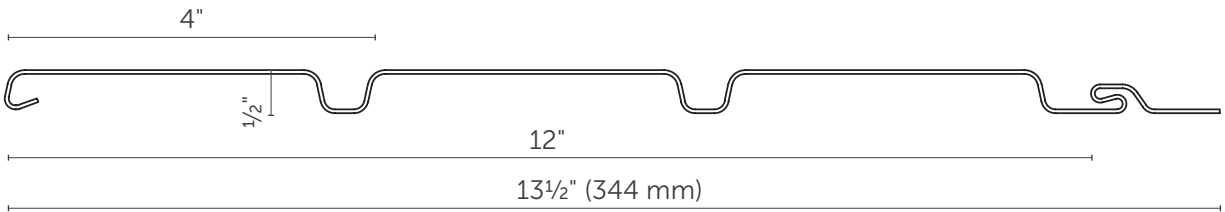
1/2"

12.2 mm

Panel length

9' 10"

3000 mm



COLORS

Traditional



Brown
~RAL 8017



Black
~RAL 9005



Dark Brown
~RAL 8019



White
~RAL 9010



Graphite
~RAL 7016

Wood grain



Golden Oak
Wood grain



Dark Oak
Wood grain




Winchester Oak
Wood grain


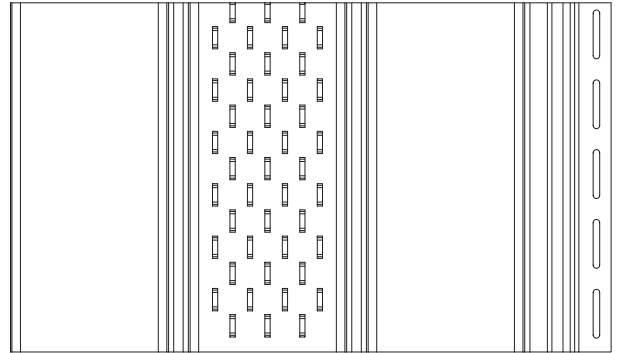
The colors shown are illustrative and may vary from the actual ones.

PVC SOFFIT


STANDARD PANEL



VENTED PANEL



Traditional



Wood grain



J-channel

Traditional – Wood grain



H-channel

Traditional – Wood grain




Inside corner

Traditional – Wood grain



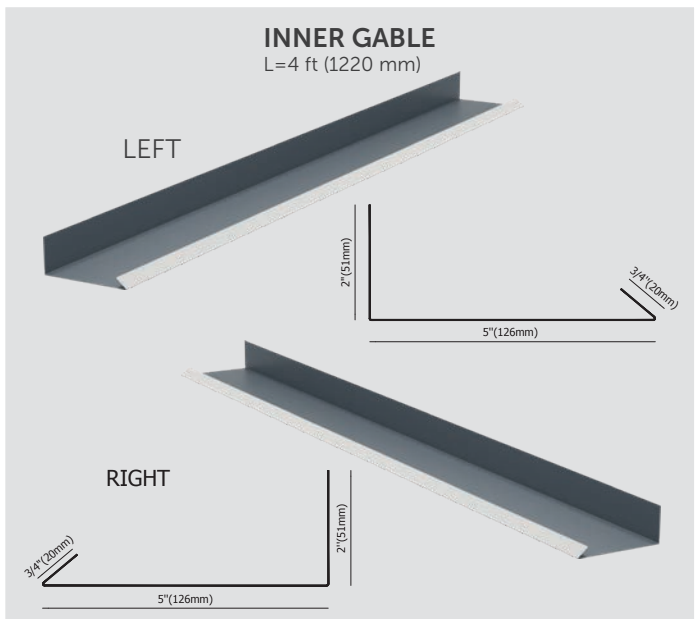
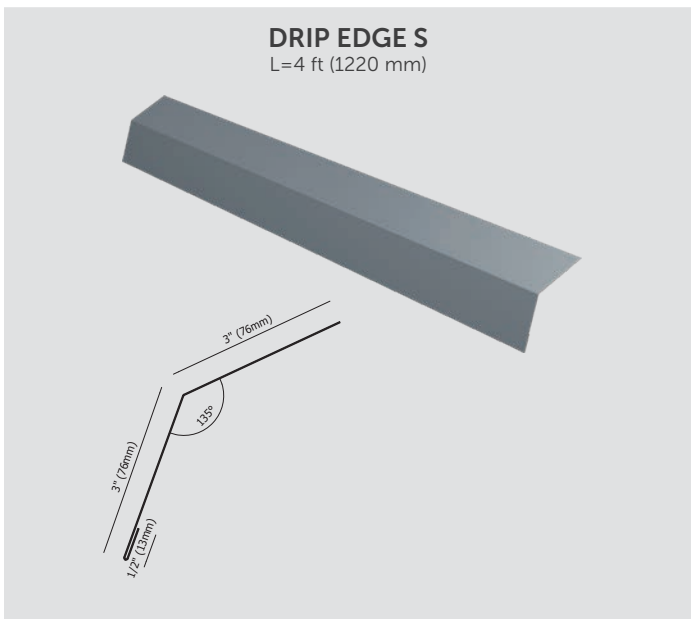
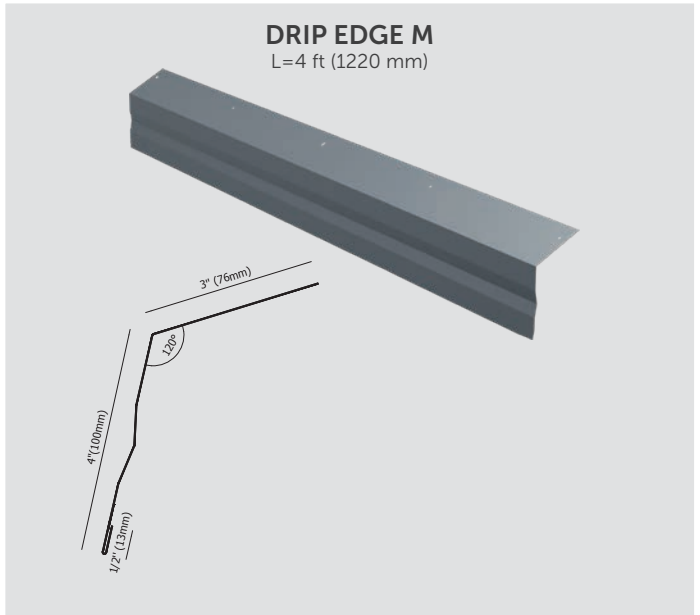
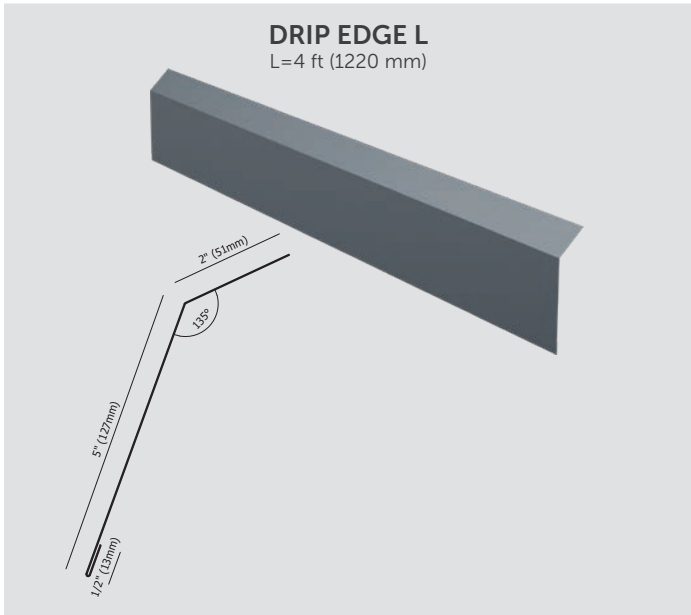
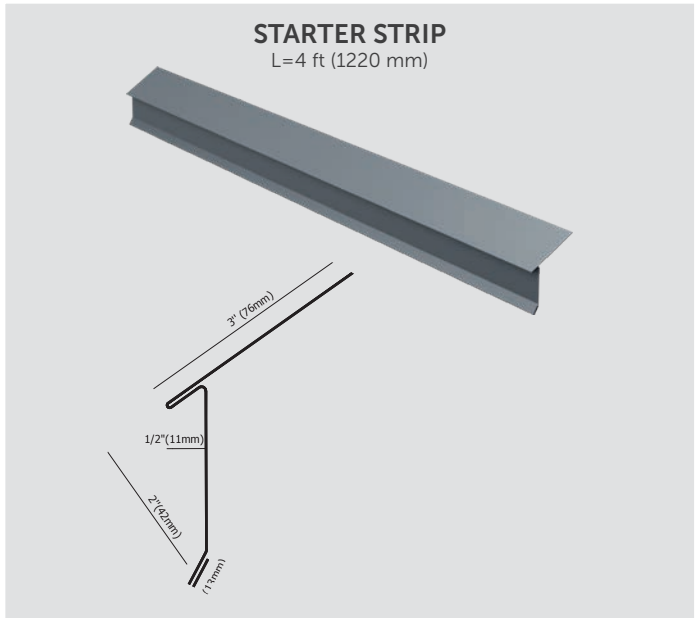
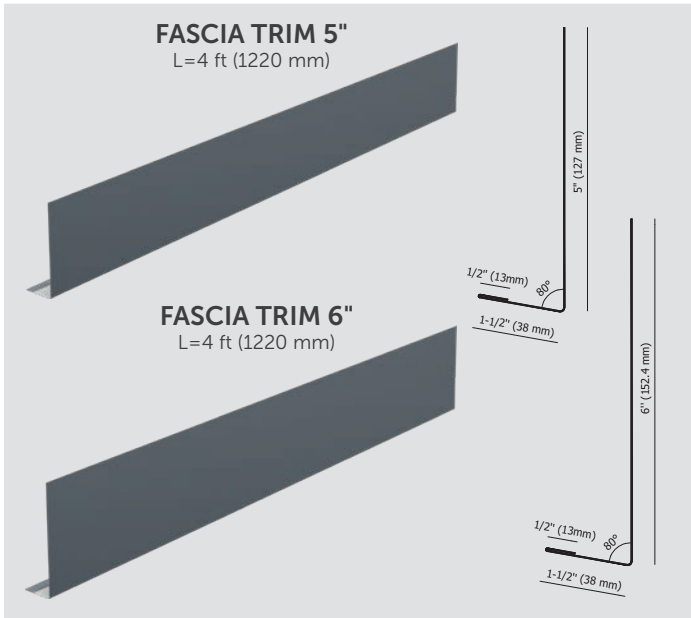
Outside corner

Traditional – Wood grain



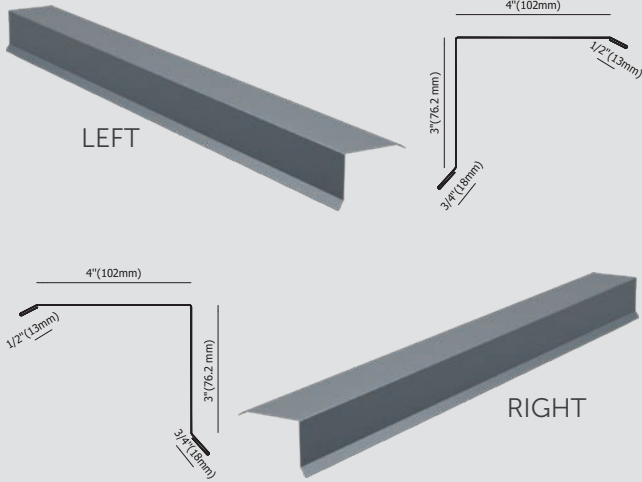
ACCESSORIES

#smartmetalroofing



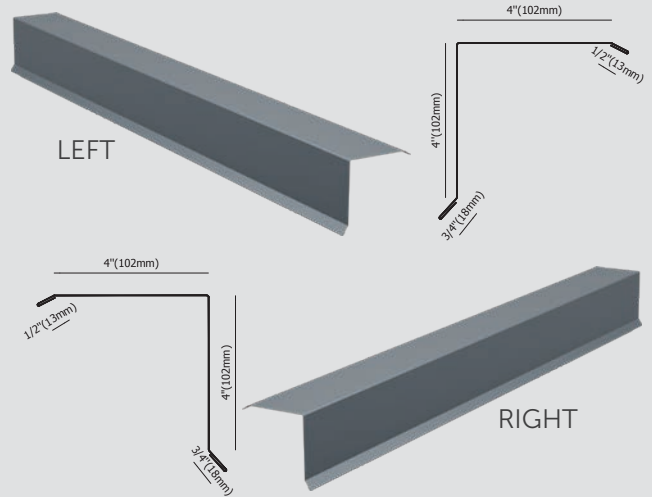
OUTER GABLE 3/4

L=4 ft (1220 mm)



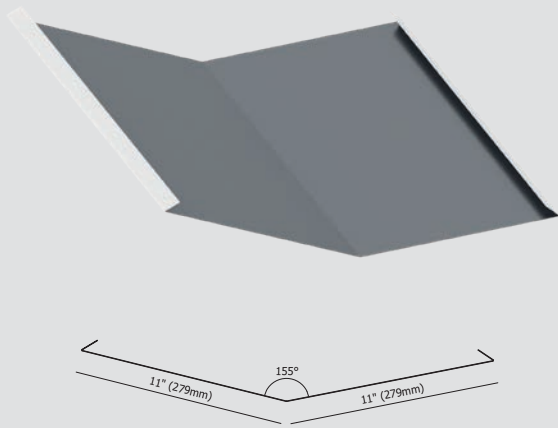
OUTER GABLE 4/4

L=4 ft (1220 mm)



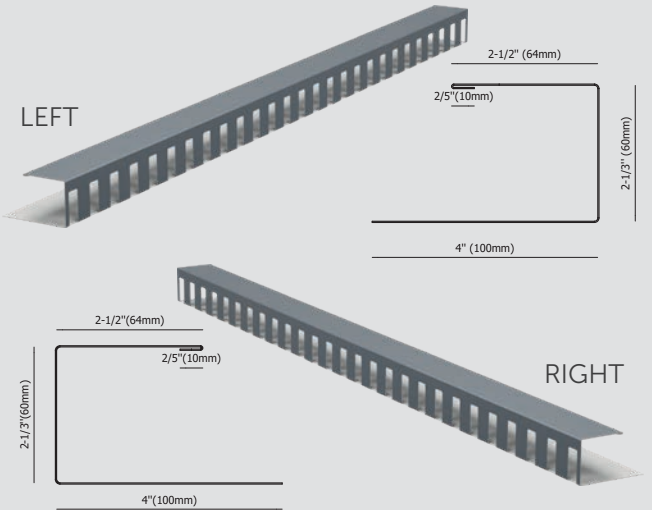
VALLEY

L=4 ft (1220 mm)



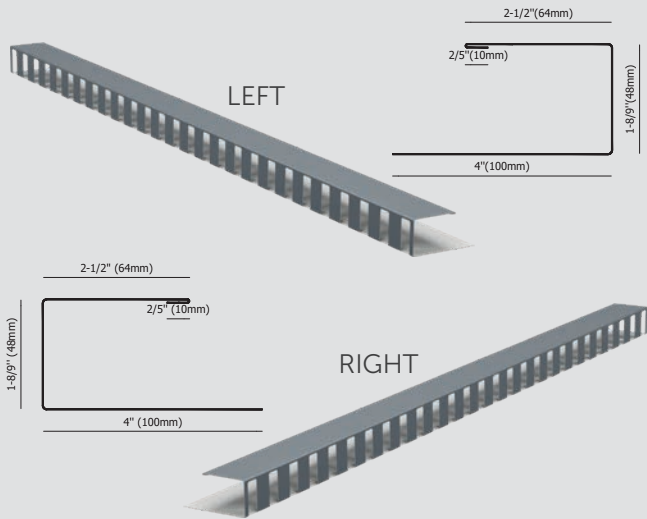
VALLEY FLASHING FOR SUPRE LEFT

L=4 ft (1220 mm)




VALLEY FLASHING FOR ULTA

L=4 ft (1220 mm)



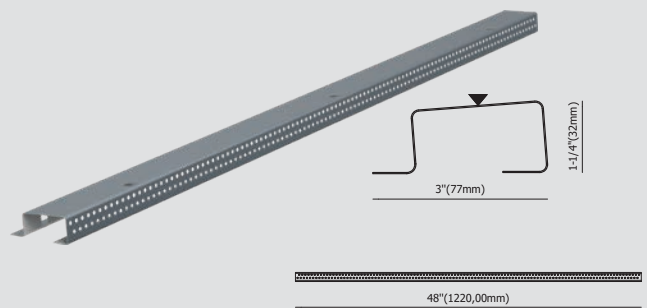
EAVES VENT COMB

1" (25 mm) × 39 3/8" (1000 mm)

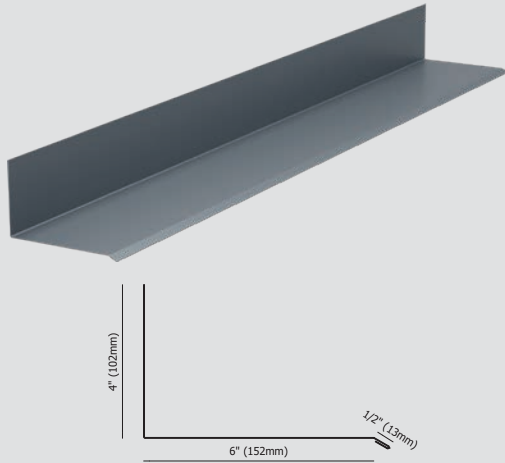


EAVE BRACKET

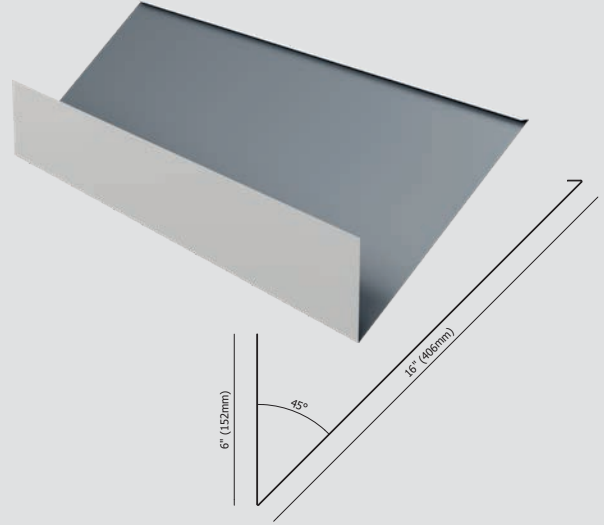
2 in × 4 ft (50 mm × 1220 mm)



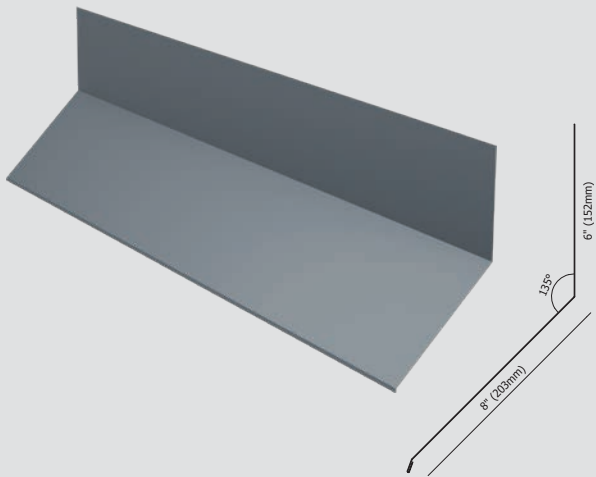
SIDE CHIMNEY FLASHING
(OUTER DORMER FLASHING)
L=4 ft (1220 mm)



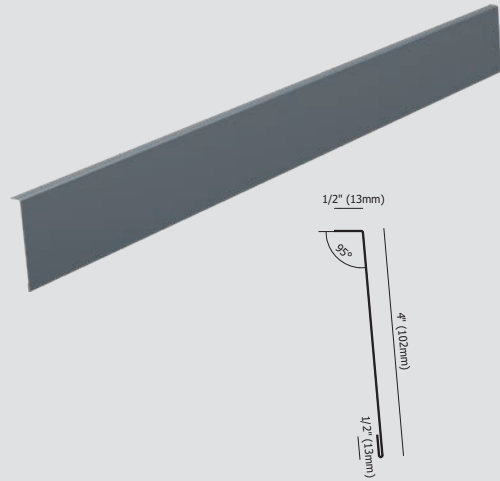
BACK CHIMNEY FLASHING
L=4 ft (1220 mm)




FRONT CHIMNEY FLASHING
L=4 ft (1220 mm)




COUNTER FLASHING
L=4 ft (1220 mm)




HIP FLASHING HPL
L=45.08" (1145 mm)




HIP FLASHING HPR
L=45.08" (1145 mm)




HIP AND RIDGE TILE
L=49" (1250 mm)



RIDGE END CAP
5.35 in x 0.71 in x 3.78 in
(212 mm x 18 mm x 96 mm)




HIP CONE END CAP
12.5 in x 8 in x 3.25 in
(320 mm x 220 mm x 80 mm)



HIP AND RIDGE TILE LUX FOR SUPRE


L=45.08" (1145 mm)



RIDGE END CAP RC-LUX




HIP END CAP RC-LUX




HIP AND RIDGE TILE TOP FOR ULTA

L=4 ft (1220 mm)




RIDGE END CAP RC-TOP




HIP AND RIDGE TILE FLAT FOR ULTA

L=4 ft (1220 mm)



RIDGE END CAP RC-FLAT




HIP CONE END CAP RC-FLAT



MODULAR RAKE FOR SUPRE



LEFT



RIGHT

CHIMNEY VENT - UNINSULATED



FOR SUPRE



FOR ULTA




UNIVERSAL

MODULAR RAKE FOR ULTA




LEFT



RIGHT

NOBLE MATT COATED FLAT SHEET

4' x 10' (1250 mm x 3050 mm)




NOBLE MATT COATED STEEL COIL

2 x 50 ft (625 mm x 15.24 mb)



RIDGE VENT ROLL

12 in x 16.5 ft (310 mm x 5 mb)



SEALING FOAM TAPE

0.4 in x 1.8 in x 10 ft 10 in (10 mm x 45 mm x 330 cm)

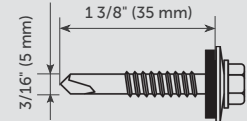


SELF-DRILLING FASTENERS

Available in Galvanized Steel or in Stainless Steel

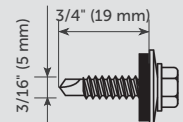
FSW

METAL TO WOOD



FSM

METAL TO METAL



SNOW GUARD

9.25 in x 5.12 in x 3.15 in (235 mm x 130 mm x 80 mm)





6 ft
of fence

FULFILL YOUR DREAMS OF A PERFECT FENCE

Ready system in one package

As the only manufacturer on the market we offer a readymade span in one package. Thanks to the optimally thought-out and robust design of all the bay components and the package itself, transport and storage is really safe.



PACKAGE WITH YOUR FENCE



Fast and safe transport

Don't waste your time and money on specialized transport with your order. Thanks to the availability of Worhouse fencing systems in convenient packages, transport by own car is possible.



Available from stock

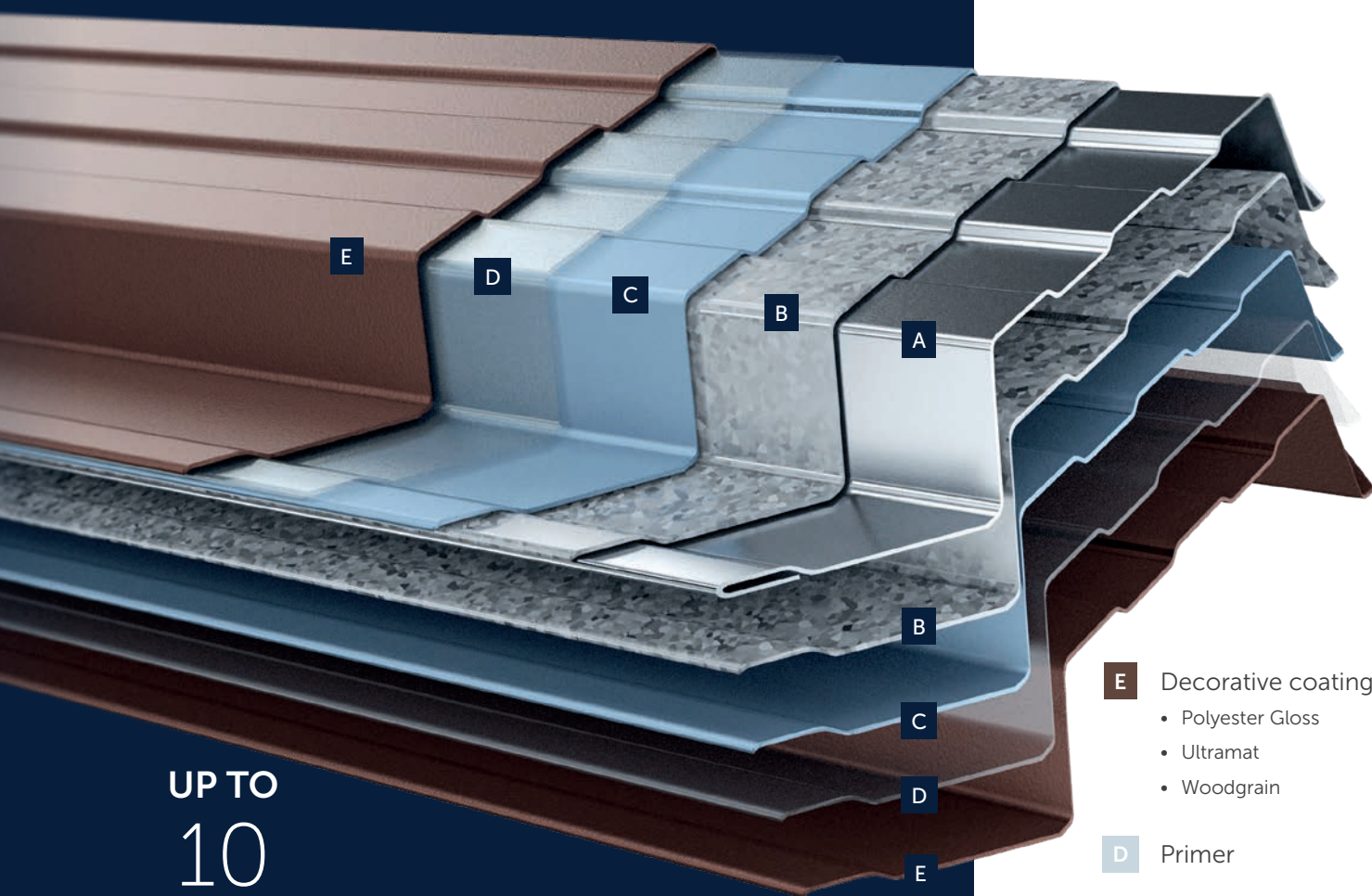
The investor or contractor can obtain a complete and properly secured material „from stock” at the nearest dealer. Availability that will meet the expectations of everyone - now it is possible!



Self-assembly? Why not!

No specialized crew to properly install the span? It's not a problem! The package includes simple step-by-step installation manual that will show you how to do the job efficiently and independently.

PROTECTIVE COATING IN A BEAUTIFUL STYLE



UP TO
10
YEAR
GUARANTEE

depending on region of installation

ZINC
275
minimum
g/m²

G90
0.90
oz/ft²

For the production of the Budmat Fencing System we use only high quality steel sheets with a zinc content of at least 275 g/m² - these are the best raw materials available on the market.

The products are available in several types of paint coatings, characterized by high resistance to corrosion and mechanical damage.



The highest level of protection

Worhouse Fence Systems are made of the highest quality steel - this material will give you peace of mind for years. Compared to wooden or vinyl fences, steel systems do not require constant refreshment and maintenance. Invest in safety and comfort!

- E** Decorative coating
 - Polyester Gloss
 - Ultramat
 - Woodgrain
- D** Primer
- C** Conversion layer
- B** Zinc coating
Zinc minimum 275 g/m²
- A** Steel core
Sheet steel S280
- B** Zinc coating
Zinc minimum 275 g/m²
- C** Conversion layer
- D** Primer
- E** Decorative coating
 - Polyester Gloss
 - Woodgrain
 - Ultramat
 - or
 - Protective varnish

DIMENSIONS

Length

6'

182.88 cm

Width

4'

121.92 mm

Sheet thickness

0,5 mm

Weight in one package

33,06 lb

15 kg

COLORS



Anthracite
~RAL 7016



Golden Oak
Wood pattern

available on special order:



Brown
~RAL 8017



White
~RAL 9010



Black
~RAL 9005



Nut
Wood pattern



Graphite
~RAL 7024

for more details contact your regional sales representative.

The colors shown are illustrative and may vary from the actual ones.





Worthouse.®

Smart Metal Roofing



Extreme weather protection against hailstorm, rain, snow, heat and wind



One pallet – one job



Lightweight and easy to handle



Pre-drilled holes enable self-calibration of roof



Easy and space efficient storage



Quick and efficient installation



Roof angle and partially installed roof corrections



Batch-to-batch color consistency guarantee



Less than 5% material waste



Complete set of accessories



High wind resistance



Fire protection – class A degree

Worthouse.® Inc.

2315 Landmeier Rd

Elk Grove Village

IL 60007

Tel: 847 621 2470

Tel: 847 621 2951

worthouse@worthouse.com

worthouse.com